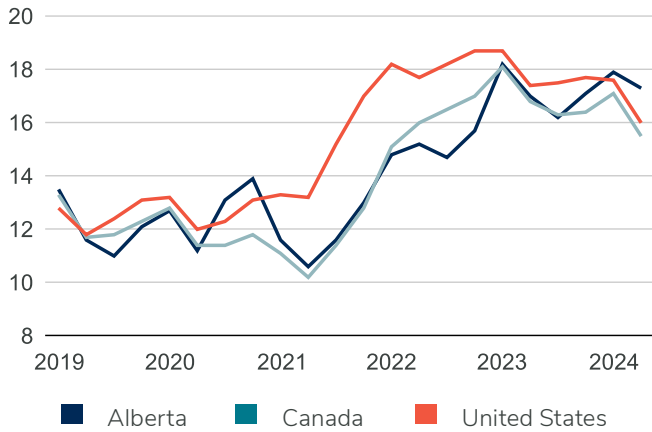


Length of Vehicle Rental After Collision

Average Length of Vehicle Rental (in days) ¹

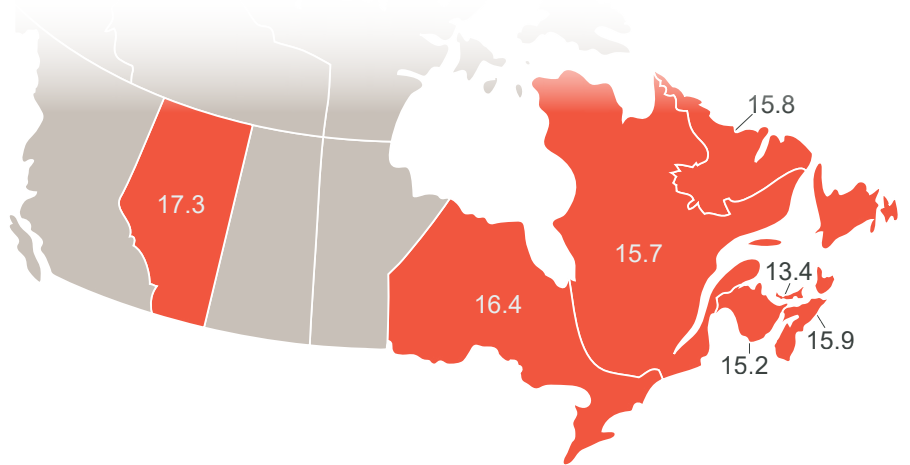
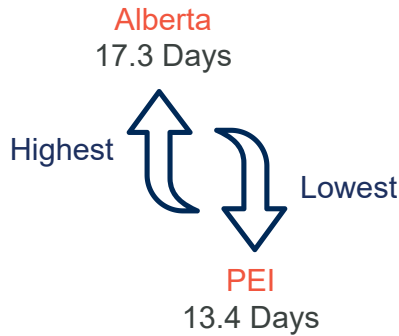


In the second quarter of 2024, the average length of a vehicle rental following a collision was 17.3 days. This was higher than the average for both Canada (15.5 days) and the United States (16.0 days).

If the vehicle was drivable after the collision, the Alberta average rental length was 13.6 days, while Canada and the United States averaged 12.2 days and 14.6 days.

If the vehicle was not drivable after the collision, Alberta had a rental length of 34.0 days, while Canada and the United States had an average of 28.0 and 22.4 days.

Average Length of Vehicle Rental Across Canada (in days)

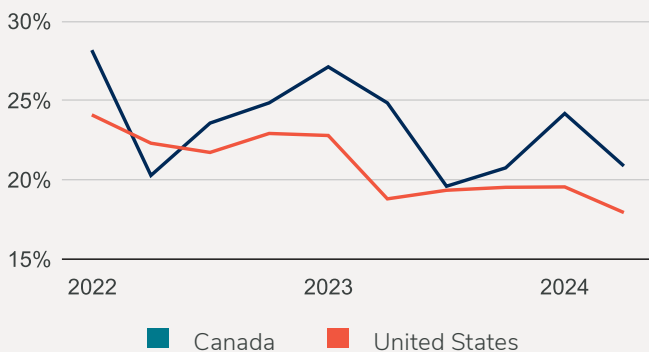


Proportion of vehicles drivable after an accident was 79% in 2024 ²

In the first quarter of 2022, 28% of all vehicle rentals following a collision were for vehicles which were not drivable after the collision.

This has been trending downwards and sits at 21% as of the second quarter of 2024. For Alberta, 82% of vehicles were drivable after the collision.

Mitchell reports that 20% of Albertan vehicles involved in a claim were written off in 2024Q2 ³.

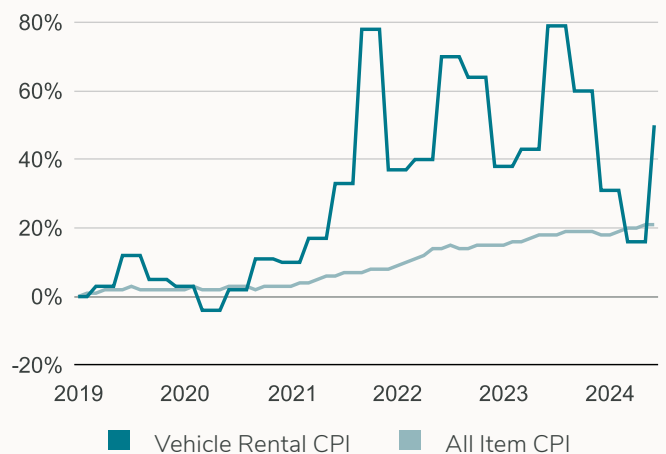


Canada-wide ⁴, rental costs were 50% higher in June 2024 than in January 2019. It saw a meteoric rise during 2021, where it peaked as high as 78% growth

Since January 2019 rental costs have risen by 50% ⁵

in just a two year period, while all-item inflation only peaked at a growth of 8%. This puts a significant pressure on physical damage claim costs, as insurers are paying more, and for longer, for vehicle rentals.

Generally, insurers cover the cost of rentals for the not-at-fault driver. If you have an at-fault claim, you may be covered if you purchased an optional endorsement.



¹ Enterprise Rent a Car, Quarterly Report on Length of Rental.
² Calculated as the weight on drivable vehicles that makes the length for drivable and non-drivable rentals equal the length for all rentals.
³ A written off vehicle could still be drivable.
⁴ Data not available for Alberta specifically.
⁵ Statistics Canada Table 18-10-0004-01.